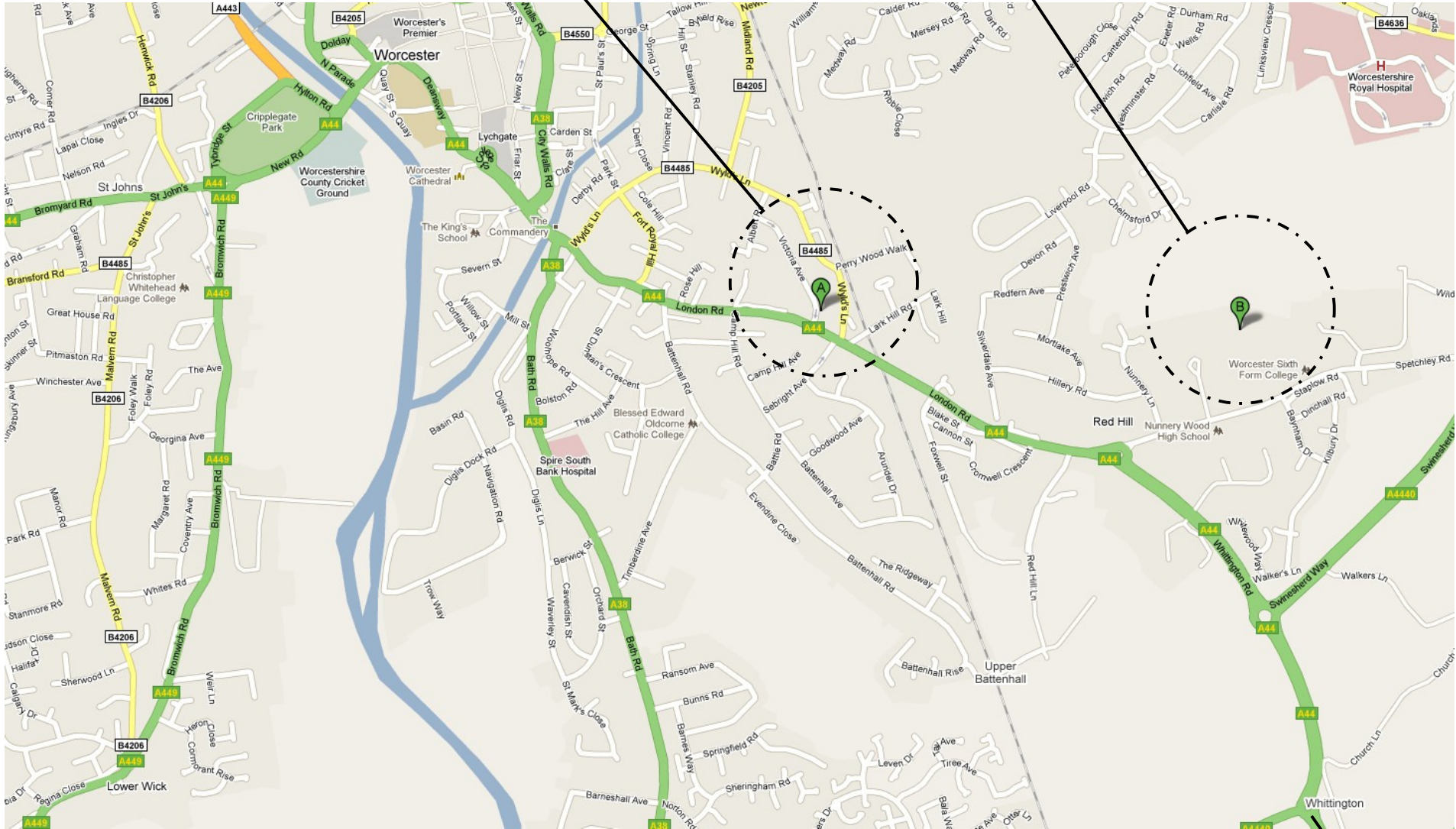


WORCESTER SHOTOKAN KARATE CLUB - DOJO LOCATIONS AND DIRECTIONS

Flag 'B' ~ Nunnery Wood Sport's Centre, Spetchley Road, Worcester.
See page 3 for enlarged detail and directions.

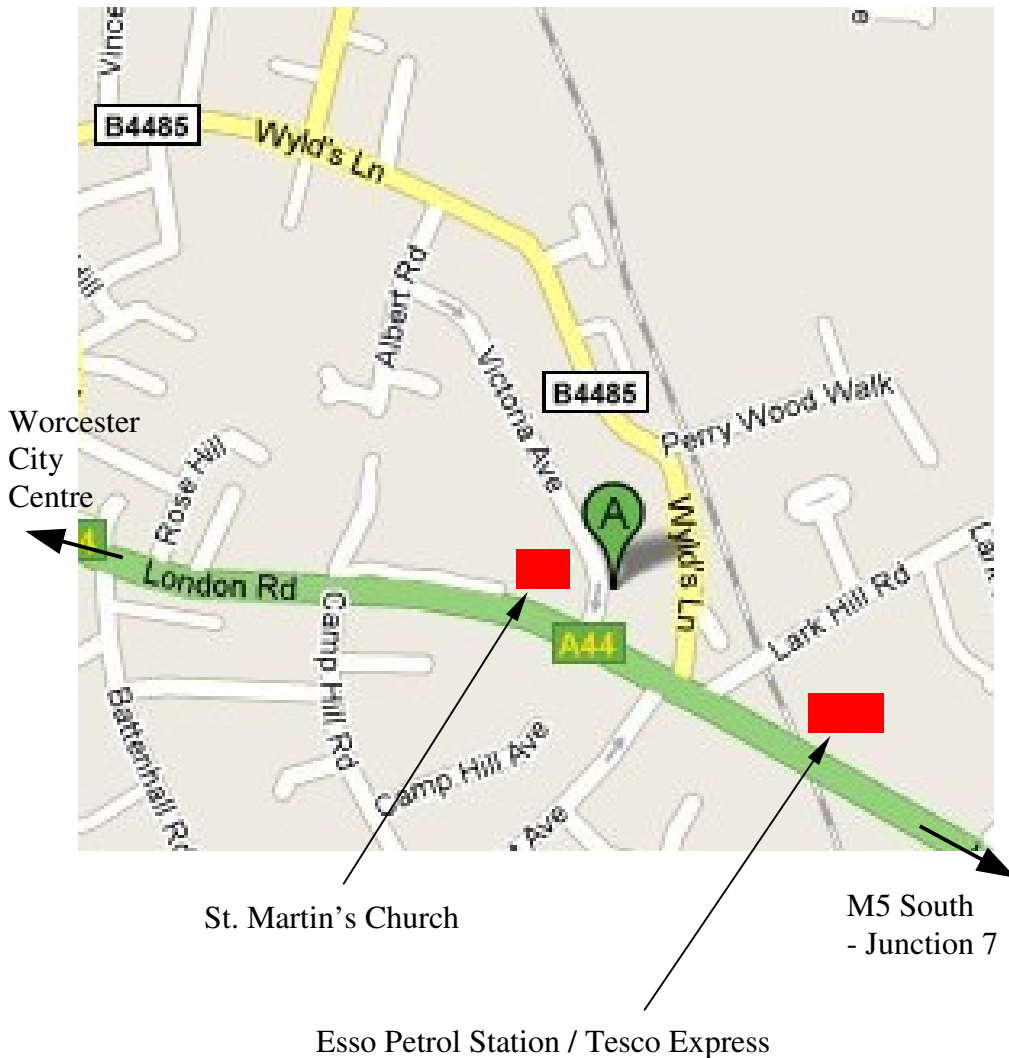
Flag 'A' ~ St. Martin's Church Hall, Victoria Avenue, Worcester.
See page 2 for enlarged detail and directions.



M5 South
- Junction 7

ST. MARTIN'S CHURCH HALL (FLAG 'A')

Monday: 6:30 - 7:30pm ~ Beginners and intermediates (to 6th Kyu)
7:30 - 8:30pm ~ Seniors (5th Kyu and above)



Directions From Worcester City Centre

Follow signs for **M5 South** and this will take you out of the City along the **A44 London Road**.

When you see St. Martins Church to your left, the next turning on the left is **Victoria Avenue** (after St. Martin's Church and before the traffic lights with the Esso petrol station / Tesco Express afterwards on the left).

Important: Victoria Avenue is a 'One Way' street and vehicles cannot turn into it from London road.

Directions From M5 Worcester South (Junction 7)

Follow signs for Worcester City Centre travelling along the **A44 Whittington Road** and **London Road** and go past the Esso petrol station / Tesco Express on your right. The first turning on the right after the next junction with traffic lights is **Victoria Avenue**.

Important: Victoria Avenue is a 'One Way' street and vehicles cannot turn into it from London road.

Parking

Students travelling by car can either:

- Park in London Road outside the church. The Church Hall is then the second building on the right as you walk down Victoria Avenue.
- Or, turn into **Wyld's Lane** at the traffic lights and proceed along Wyld's Lane taking the first left into **Albert Road** and, then the first left into **Victoria Avenue**. The Church Hall is the second from last building on the left as you drive down Victoria Avenue. Parking is available in the road outside the hall but can be limited at times.

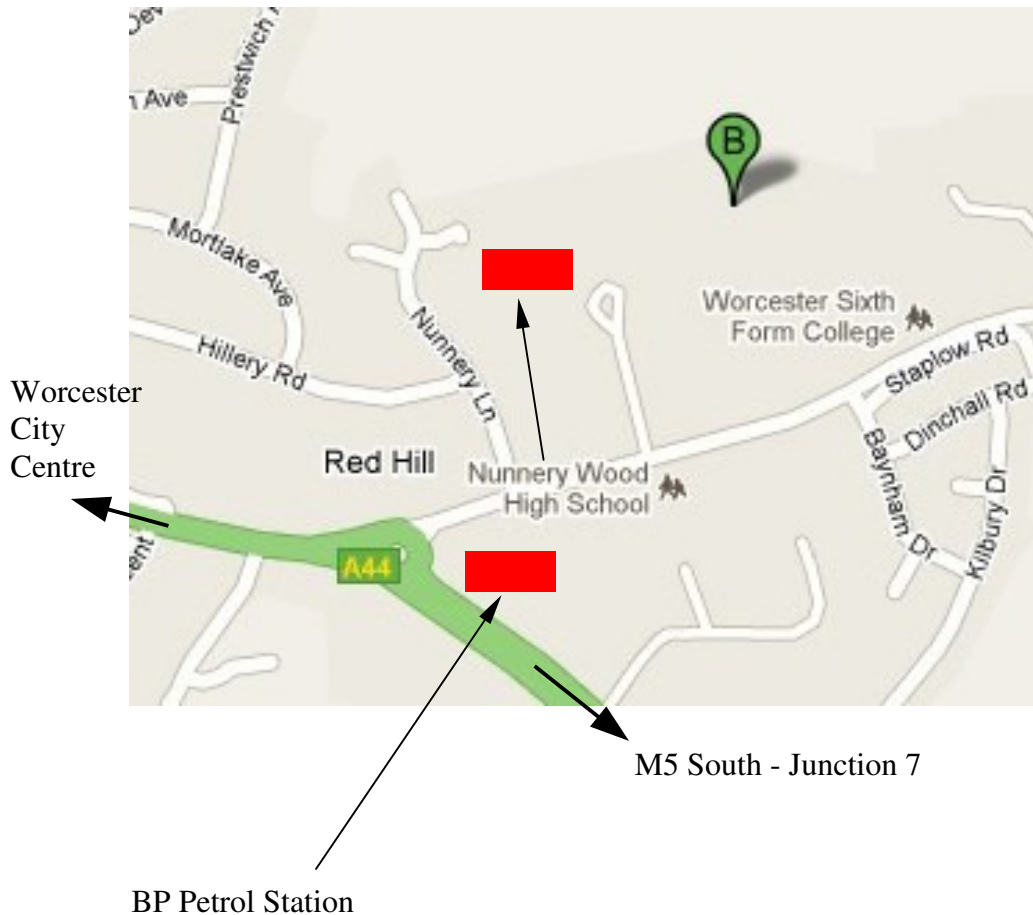
To find our Dojo in the Church Hall

Walk down the steps at the side of the Church Hall and enter via the glazed door. An entry buzzer will sound ~ this is quite normal.

Take the stairs to the **top floor** where we train on Monday nights.

NUNNERY WOOD SPORT'S CENTRE (FLAG 'B')

Thursday: 6:30 - 7:30pm ~ Beginners and intermediates (to 6th Kyu)
7:30 - 8:30pm ~ Seniors (5th Kyu and above)



Directions From Worcester City Centre

Follow signs for *M5 South* and this will take you out of the City along the *A44 London Road*.

At the top of *London Road* hill turn left into *Spetchley Road* (at the odd shaped roundabout).

Take the second turning on the left and follow this driveway around to the right with Nunnery Wood School on your left to arrive at Nunnery Wood Sport's Centre car park.

Important: A 'One Way' system is in operation at the car park.

Directions From M5 Worcester South (Junction 7)

Follow signs for Worcester City Centre travelling along the *A44 Whittington Road*. At the odd shaped roundabout turn right (just past the BP petrol station on your right) cutting across *London Road* and into *Spetchley Road*.

Take the second turning on the left and follow this driveway around to the right with Nunnery Wood School on your left to arrive at Nunnery Wood Sport's Centre car park.

Important: A 'One Way' system is in operation at the car park.

To find our Dojo in the Sports Centre

Enter Nunnery Wood Sport's Centre and turn right after the main reception desk. At the far end of the corridor, past the squash courts and gym, you will find the *Dance Studio* where we train on Thursday nights.