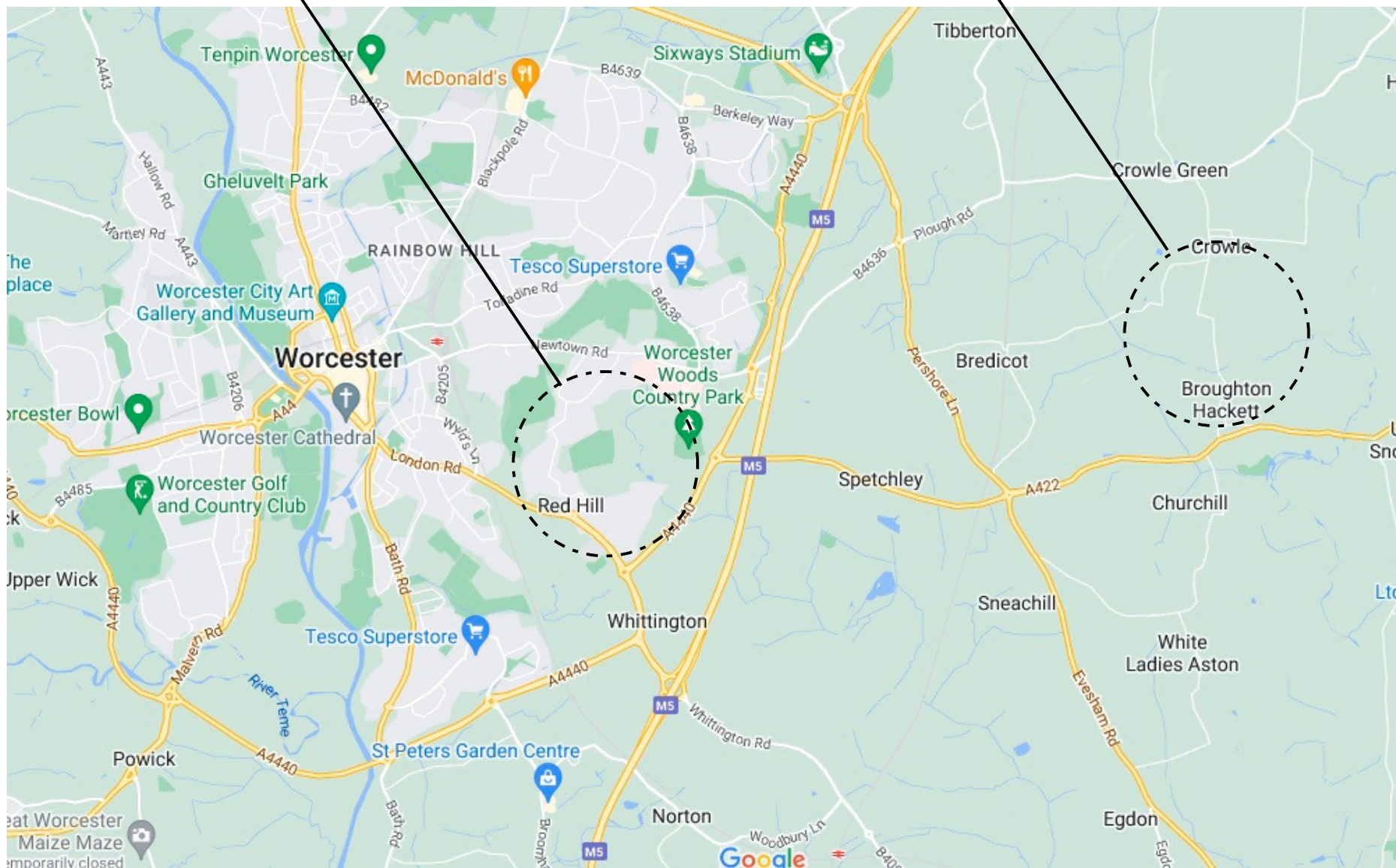


**WSKC DOJO LOCATIONS
(FOR TRAINING FEES ~ SEE PAGE 4)**

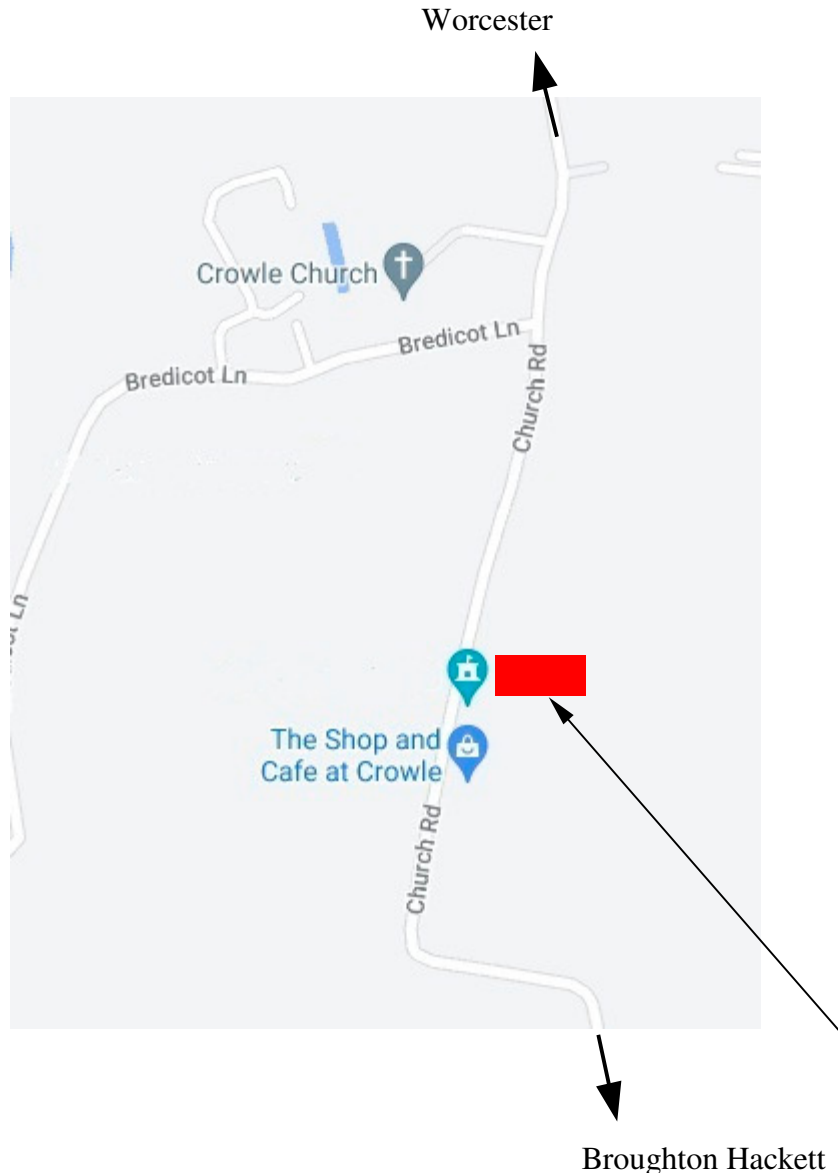
Flag 'B' ~ Nunnery Wood Sport's Centre, Spetchley Road, Worcester WR5 2NL.
See page 3 for enlarged detail and directions.

Flag 'A' ~ Platinum Hall, Church Road, Crowle. WR7 4AZ
See page 2 for enlarged detail and directions.



THE PLATINUM HALL (FLAG 'A')

Monday: 7:00 - 8:00pm ~ Beginners and intermediates (to 6th Kyu)
8:00 - 9:00pm ~ Seniors (5th Kyu and above)



Directions From Worcester City Centre

Follow signs for **M5 South** and this will take you out of the City along the **A44 London Road**. Carry on until you reach the first roundabout (past the BP petrol station). Turn left onto **A4440** sign posted for **Hospital / A&E**.

Then ~

A: At first roundabout, turn right and carry on to next roundabout. Go straight on and just past the **March Hare** pub in **Broughton Hackett** turn left for Crowle. Take next right hand turn (after the layby) and that will be **Church Road**. Follow that road for about a mile and the **Platinum Hall** is on the right with a gated entrance to the site that will be open.

Or

B: Carry on the **A4440** to the second roundabout and turn right and follow signs from there for **Crowle**. You will enter **Church Road** from the north end. Follow the road for about half a mile and the **Platinum Hall** will be on the left, with a gated entrance to the site that will be open.

Directions From M5 Worcester South (Junction 7)

Follow signs for Worcester City Centre travelling along the **A44 Whittington Road** and at the second roundabout turn right onto **A4440** sign posted **Hospital / A&E**. From there, follow the directions **A** or **B** above.

Parking

There is ample on site free parking for cars.

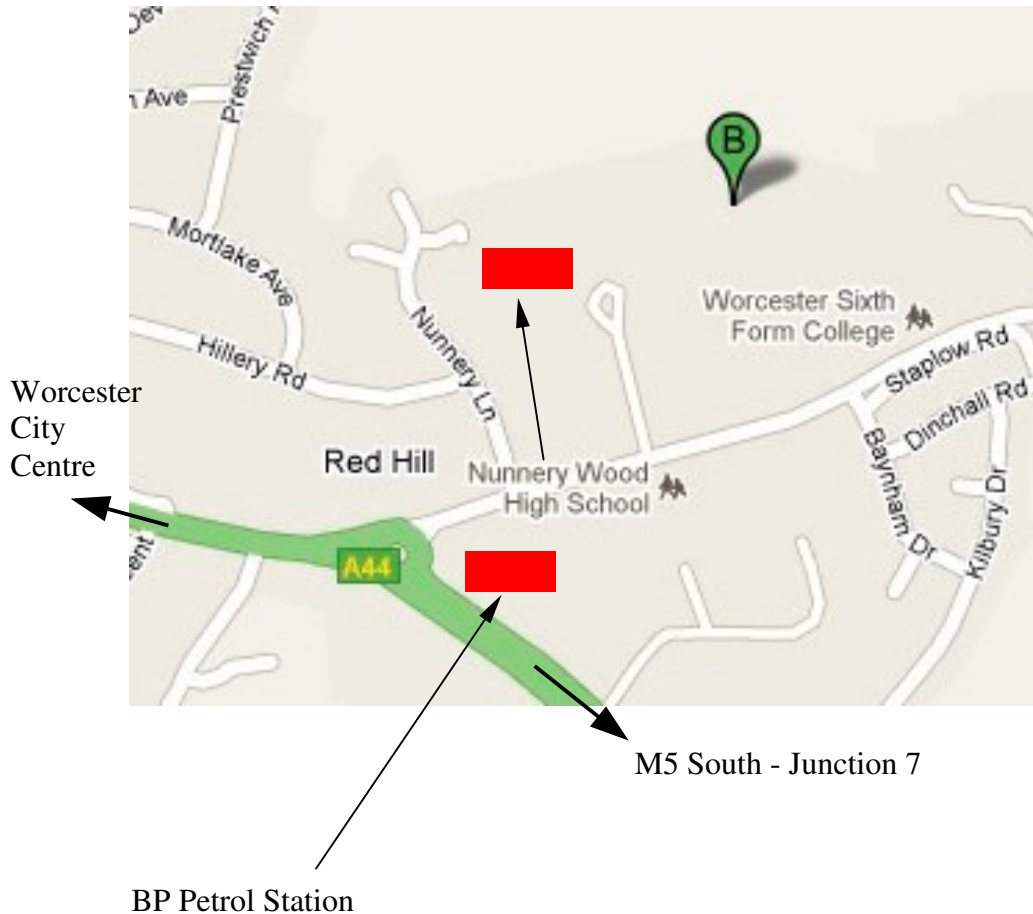
IMPORTANT

A polite request to inform you that we do not enter the Platinum Hall building until 6:55pm to respect the class being held before our Karate Classes, who's booking finishes at 7pm.

Thank you for your kind understanding and co-operation.

NUNNERY WOOD SPORT'S CENTRE (FLAG 'B')

Thursday: 6:30 - 7:30pm ~ Beginners and intermediates (to 6th Kyu)
7:30 - 8:30pm ~ Seniors (5th Kyu and above)



Directions From Worcester City Centre

Follow signs for **M5 South** and this will take you out of the City along the **A44 London Road**.

At the top of **London Road** hill turn left into **Spetchley Road** (at the odd shaped roundabout / junction).

Take the **second** turning on the left (**not** Nunnery Lane) and follow this driveway around to the right with Nunnery Wood School on your left to arrive at Nunnery Wood Sport's Centre car park.

Important: A 'One Way' system is in operation at the car park.

Directions From M5 Worcester South (Junction 7)

Follow signs for Worcester City Centre travelling along the **A44 Whittington Road**

At the odd shaped roundabout turn right (just past the BP petrol station on your right) cutting across London Road and into **Spetchley Road**.

Take the second turning on the left (**not** Nunnery Lane) and follow this driveway around to the right with Nunnery Wood School on your left to arrive at Nunnery Wood Sport's Centre car park.

Important: A 'One Way' system is in operation at the free car park.

To find our Dojo in the Sports Centre

This is the **Thursday** venue.

We use the **Dance Studio**.

Enter the Sports Centre via the main reception and turn right walking past two squash courts and a gym, the **Dance Studio** is at the end of the corridor.

Worcester Shotokan Karate Club (WSKC) Training fees

The fees for training with Steve Cameron Sensei who has 43 years continuous karate experience and was a student of the Japanese karate master Kato Shihan for 25 years from 1995 until 2020, are very modest.

WSKC prides itself on providing quality instruction at two great dojos (training venues) at very affordable prices.

Category	Per Month	Per Class
Junior (12 ~ 15)	£30	£6
Adult (16+)	£40	£6
Family (Parent + 1 Child ~ age 12+)	£45	£6

Fees applicable from 1 May 2024